

## Boat Letters & Numbers

Part No	Description
90008B ( _ )	8" Boat Letters & Numbers Black (Pairs)

( \_ ) Refers to the letter or number required.

- \* 8" Queensland Regulation
- \* Top Quality, Self Adhesive, Matt Finish

A B C  
1 2 3

## Hand Winch with Cable - Economy

Part No	Description
91003	3:1 ECONOMY WINCH CABLE BLACK Lifting capacity = 270KG



## Hand Winches - ARK

Part No	Description	Pull capacity
W273C	ARK Winch 3:1 ratio, 6.0m x 50mm Cable.	275 kg

W273W	ARK Winch 3:1 ratio 6.0m x 50mm Strap	275 kg
-------	--	--------

W654W	ARK Winch 4:1 ratio, 6.0m x 50mm Strap	650 kg
-------	---	--------

W905W	ARK Winch 5:1/1:1 ratio, 7.5m x 50mm Strap Brake lever system	900 kg
-------	---	--------

W115125W	ARK Winch 12:1/5:1/1:1 ratio, 7.5m x 65mm Strap Brake lever system	1150 kg
----------	--	---------



W273C



W273W



W654W



W905W



W115125W

## Hand Winches with Cable - ATLANTIC

Part No	Description	Pull capacity
91001	Atlantic 1:1=3:1 Tinny Winch with 6.0m Cable	300 kg
91002	Atlantic 3:1 Winch with 6.0m Cable	500 kg
91004	Atlantic 5:1 Winch with 6.0 m Cable	500kg
91005	Atlantic 5:1 1:1 Winch with 7.5m Cable	700 kg
91006	Atlantic 10:1 5:1 1:1 Winch with 7.5m Cable	1000 kg
91007	Atlantic 5:1 BRAKE Winch with 7.5m Cable	Lift=300 kg



91001



91002



91004



91006



91007

## Hand Winches With Strap - ATLANTIC

Part No	Description	Pull capacity
91011	Atlantic 1:1 = 3:1 Tinny Winch with 4.5m Strap	300 kg
91012	Atlantic 3:1 Winch with 6.0m Strap	500 kg
91013	Atlantic 5:1 Winch with 6.0m Strap	500 kg
91014	Atlantic 5:1 1:1 Winch with 7.5m Strap	700 kg
91015	Atlantic 10:1 5:1 1:1 Winch with 7.5m Strap	800 kg



91011



91012



91014




91015

## Winch Handle

Part No	Description	Finish
91022	Standard Hex 22mm Winch Handle	Zinc Plated
91026	Bolt On Winch Handle - ARK	Zinc Plated
91027	Snap On Winch Handle - ARK	Zinc Plated



91022



91026



91027

## Winch Straps

Part No	Description
91030	6.00 m Winch Strap with Snap Hook
91031	7.50 m Winch Strap with Snap Hook




## Winch Cables

Part No	Description	Which Winch
91040	4mm x 4.50 m Cable & S Hook	1:1
91041	4mm x 5.00 m Cable & S Hook	1:1 & 3:1
91042	4mm x 6.00 m Cable & S Hook	1:1 & 3:1
91043	5mm x 6.00 m Cable & S Hook	5:1
91044	5mm x 8.00 m Cable & S Hook	5:1 & 10:1
91045	6mm x 8.00 m Cable & S Hook	5:1 & 10:1



## Winch Pawls

Part No	Description
91050	32mm Pawl Assembly suit 3:1 & 10:5:1
91050A	36mm Pawl Assembly suit 5:1 & 5:1:1




91050

91056	Roll Pin 3/16" x 7/8"
91057	Roll Pin 3/16" x 1"



91056  
91057

## Winch Post Bottom & Top

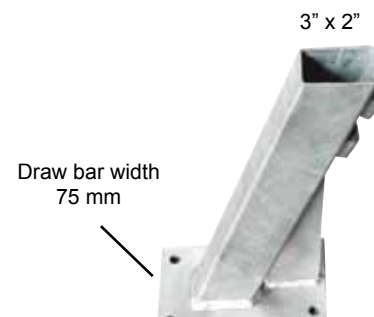
Part No	Description	Draw Bar Width	Post Length	Trailer Size
91060	2" x 2" Winch Bottom	50mm	350 mm	Suit up to 4.3m
91061	3" x 2" Winch Bottom	50mm	450 mm	Suit 4.3m to 5.2m
91062	3" x 2" Winch Bottom	75mm	450 mm	Suit 4.3m to 5.2m



91060




91061



91062

91070	40mm x 40mm Winch Post Top	Suit Bottom Part # 91060
91071	65mm x 35mm Winch Post Top	Suit Bottom Part # 91061 / 91062


91070  
40 x 40mm

91071  
65 x 35mm